

# How to download music to Android Phones and Tablets

Let us say you have a large music collection in your PC and like to transfer music to your Android Device one needs to perform couple of actions:

1. Connect your Android Device to the computer.
2. Transfer music into Android Device.

Fortunately, there is an easier solution to download your music collection without connecting Android Device to a computer. This method involves using a free software called 'Tonido'.

## **1. Install Tonido Desktop**

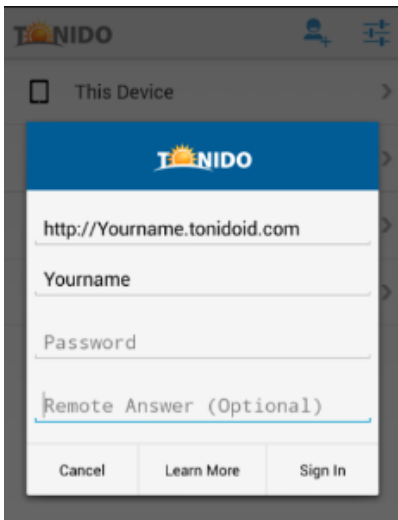
Install the Tonido desktop app in your PC (Windows, Mac and Linux) and create an user account . Please download Tonido desktop software from [here](#). It is completely FREE.

## **2. Install Tonido App**

Install the Tonido app from Play Store onto your Android Device.

## **3. Launch Tonido App**

When you launch the Tonido app, it will prompt for the account information. Enter the details of the tonido account created in step 1.



After successful login, you can navigate to the folders containing your music and download them.

To download a single song you have to select it and give Download , and To download the whole music folder you can goto settings and give Download Folder Files.

\*Download Folder Files - this will download all the stuffs that is contained by the folder.

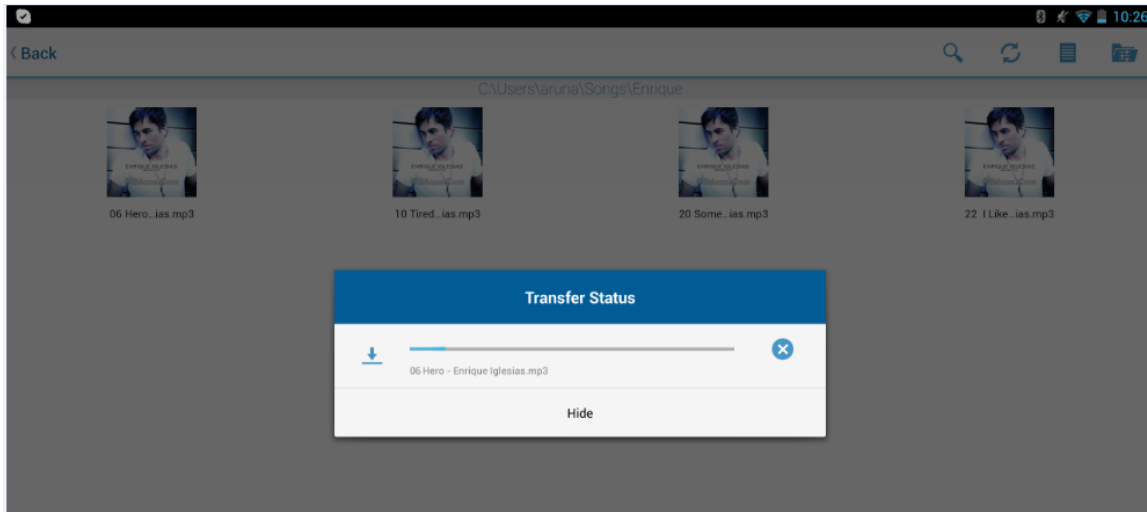
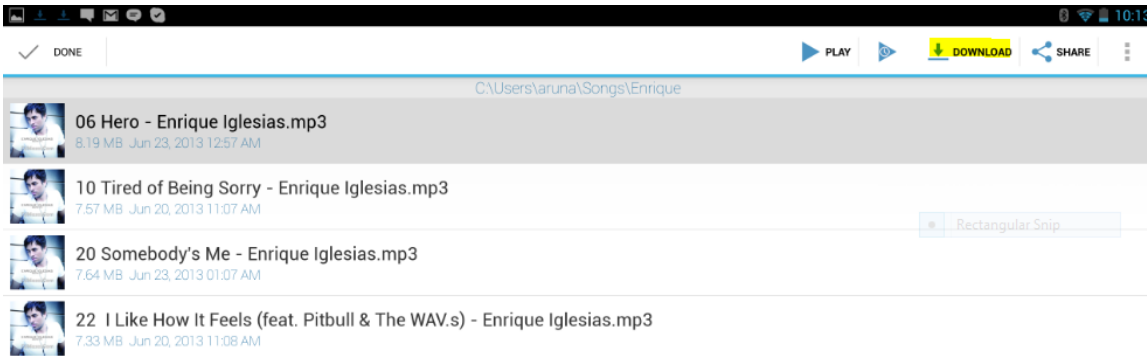
**If u already support Tonido app in your device then all you have to do is perform following steps.**

1. Upon successful login, you can see full content of your computer in FILES. Navigate to the folders containing your music and download them.

To download a single song you have to select it and give Download , and To download the whole music folder you can goto settings and give Download Folder Files.

\*Download Folder Files - this will download all the stuffs that is contained by the folder.

## **To download single File**



## To download Multiple files

